

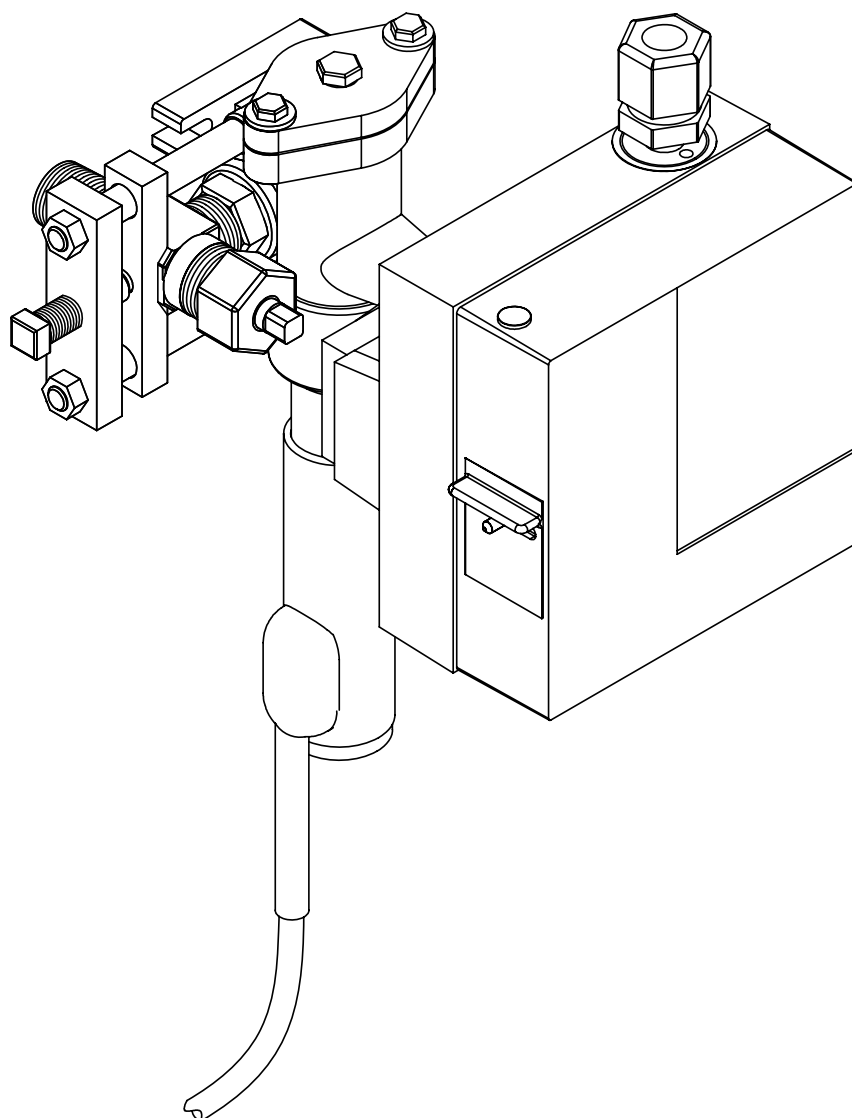
---

---

Instruction Manual -  
Series NXT3000 Gas Manifolds  
Vacuum Regulator Mounting



**CAPITAL CONTROLS**



---

---

These instructions describe the installation, operation and maintenance of the subject equipment. Failure to strictly follow these instructions can lead to an equipment rupture that may cause significant property damage, severe personal injury and even death. If you do not understand these instructions, please call Severn Trent Water Purification for clarification before commencing any work at 215-997-4000 and ask for a Field Service Manager. Severn Trent Water Purification, Inc. reserves the rights to make engineering refinements that may not be described herein. It is the responsibility of the installer to contact Severn Trent Water Purification, Inc. for information that cannot be answered specifically by these instructions.

**Any customer request to alter or reduce the design safeguards incorporated into Severn Trent Water Purification equipment is conditioned on the customer absolving Severn Trent Water Purification from any consequences of such a decision.**

Severn Trent Water Purification has developed the recommended installation, operating and maintenance procedures with careful attention to safety. In addition to instruction/operating manuals, all instructions given on labels or attached tags should be followed. Regardless of these efforts, it is not possible to eliminate all hazards from the equipment or foresee every possible hazard that may occur. It is the responsibility of the installer to ensure that the recommended installation instructions are followed. It is the responsibility of the user to ensure that the recommended operating and maintenance instructions are followed. Severn Trent Water Purification, Inc. cannot be responsible deviations from the recommended instructions that may result in a hazardous or unsafe condition.

Severn Trent Water Purification, Inc. cannot be responsible for the overall system design of which our equipment may be an integral part of or any unauthorized modifications to the equipment made by any party other than Severn Trent Water Purification, Inc.

Severn Trent Water Purification, Inc. takes all reasonable precautions in packaging the equipment to prevent shipping damage. Carefully inspect each item and report damages immediately to the shipping agent involved for equipment shipped "F.O.B. Colmar" or to Severn Trent Water Purification for equipment shipped "F.O.B Jobsite". Do not install damaged equipment.

**SEVERN TRENT SERVICES, COLMAR OPERATIONS  
COLMAR, PENNSYLVANIA, USA  
IS ISO 9001: 2000 CERTIFIED**

The gas manifold for a wall or ton container mounted vacuum regulator is shipped unattached. The ton mounted gas manifold is shipped ready for attachment to a right hand ton container valve and has the yoke clamp assembly attached. The wall mounted gas manifold comes complete with a flex connector adaptor attached to the left side of the manifold.

### **Ton Mounting:**

Refer to the ton mounting diagram. Mount the NXT3000 vacuum regulator to the manifold using a fresh lead gasket, and two cap screws w/ four washers provided. Refer to Instruction Bulletin 100.6701, packaged with the vacuum regulator, for safety, installation and operational information prior to operating the vacuum feed system.

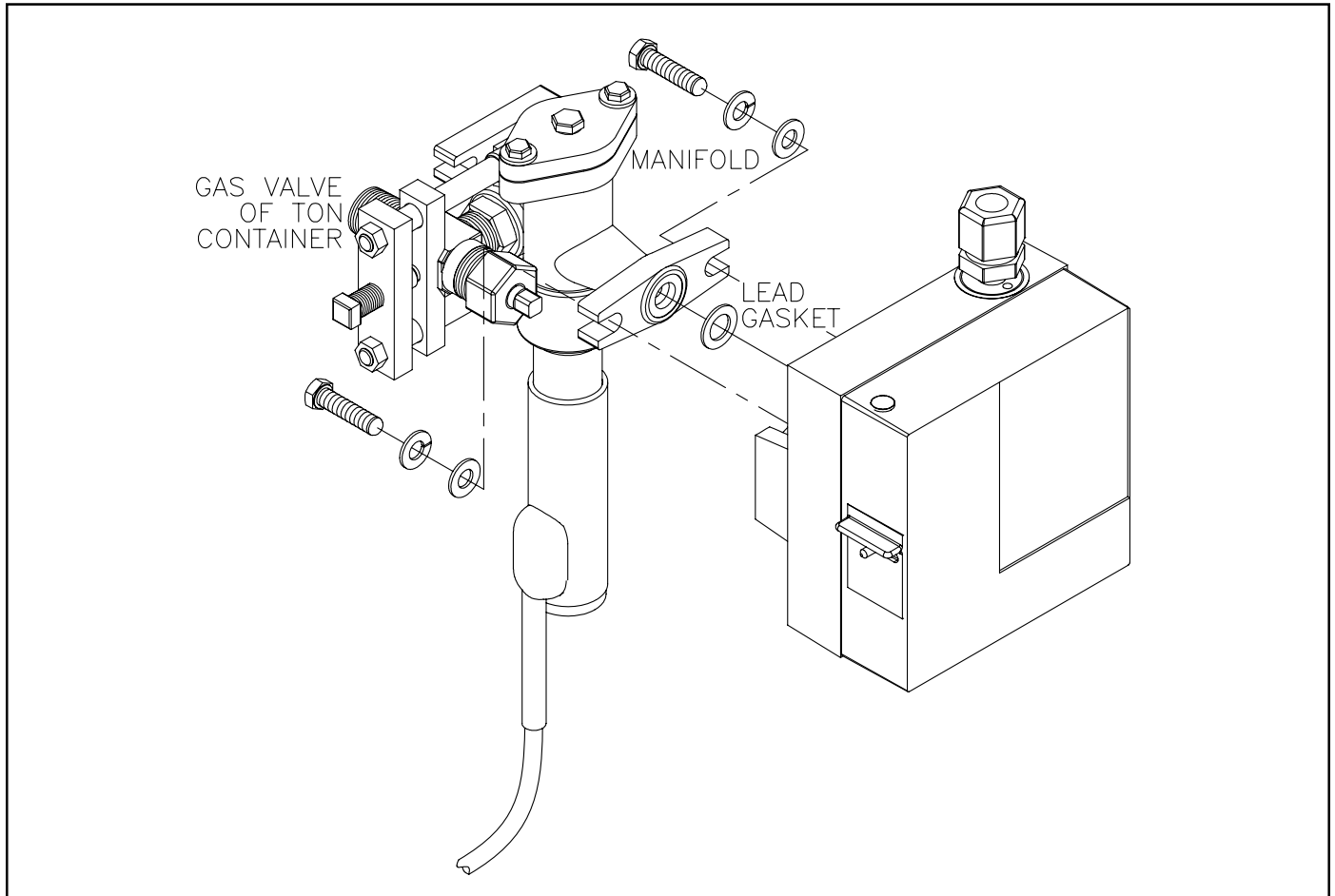


Figure 1 - Ton Mounting

## Wall Mounting:

Refer to the wall mount diagram. Mount the gas manifold at the appropriate location in accordance with the mounting details shown in Instruction Bulletin 100.6701. Mount the NXT3000 vacuum regulator to the manifold using a fresh lead gasket, and two cap screws w/ four washers, provided. Refer to Instruction Bulletin 100.6701, packaged with the vacuum regulator, for safety, installation and operational information prior to operating the vacuum feed system.

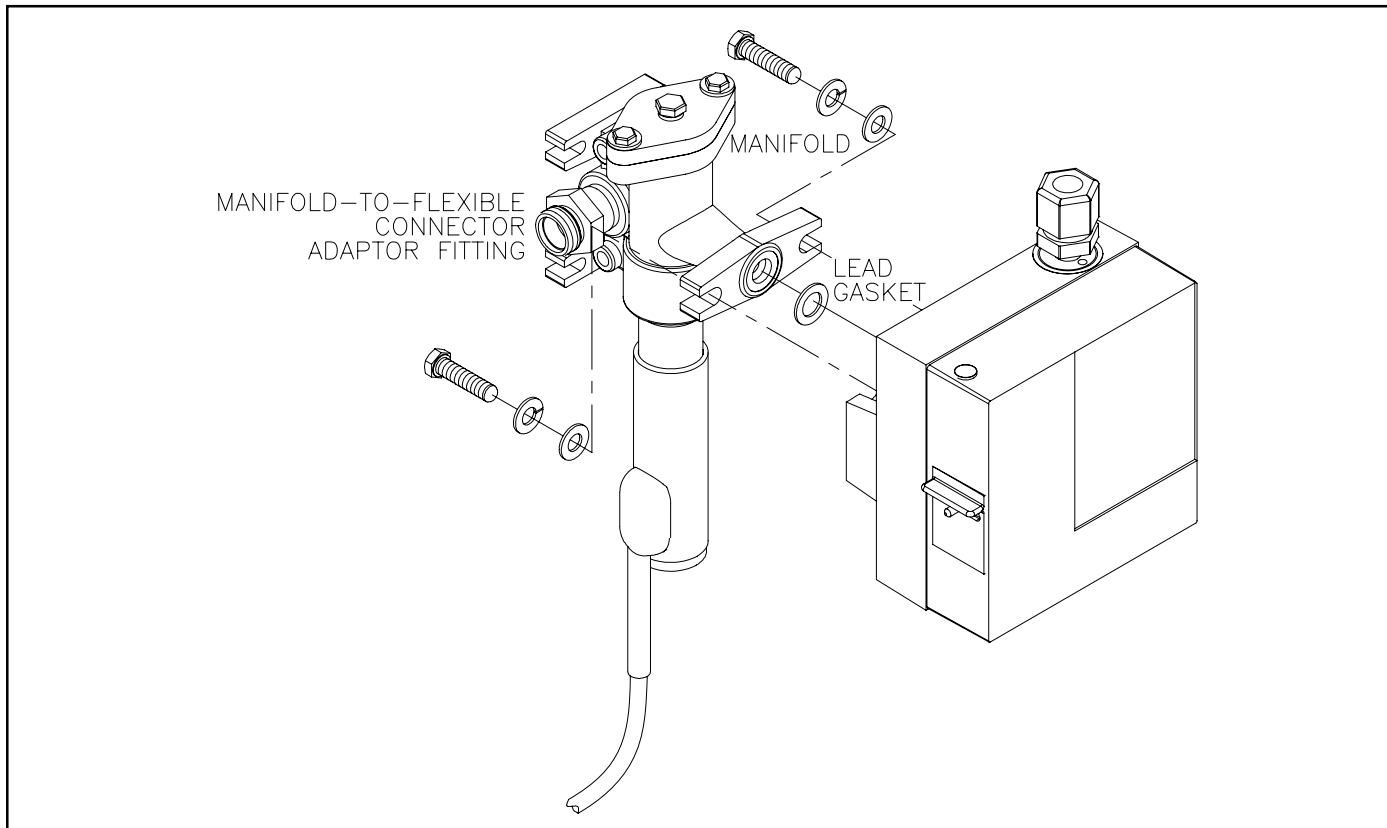


Figure 2 - Wall Mounting

Design improvements may be made without notice.

Represented by:



## CAPITAL CONTROLS

### Severn Trent Services

3000 Advance Lane Colmar, PA 18915  
Tel: 215-997-4000 • Fax: 215-997-4062  
Web: [www.severntrentservices.com](http://www.severntrentservices.com)  
E-mail: [marketing@severntrentservices.com](mailto:marketing@severntrentservices.com)

UNITED KINGDOM • UNITED STATES • HONG KONG  
ITALY • MALAYSIA